



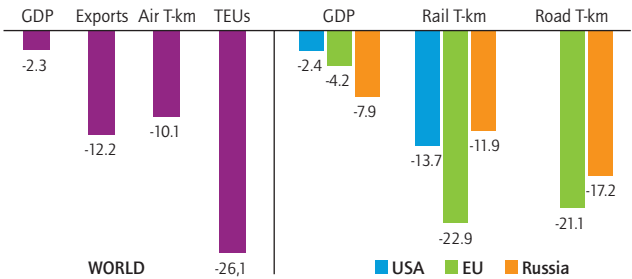
**Key
TRANSPORT
Statistics
2009**



Impact of the global economic crisis on freight transport

In 2009, world GDP fell by 2.3%. In the European Union GDP fell 4.2%, while in the United States and Russia GDP dropped 2.4% and 7.9% respectively. A specific feature of the crisis was the globally synchronised trade collapse, with world trade volumes dropping 12%. The global economic crisis and the collapse of world trade in 2009 had a major impact on the transport sector. World container traffic (TEUs) fell by 26% while air freight ton-km fell 10%. Preliminary estimates based on the ITF Quarterly Statistics indicate a 23% reduction in rail T-km and over 21% fall in road T-km in the EU. Rail data for the United States and Russia show declines of nearly 14% and 12% respectively.

GDP, exports and freight transport in 2009 (% change)

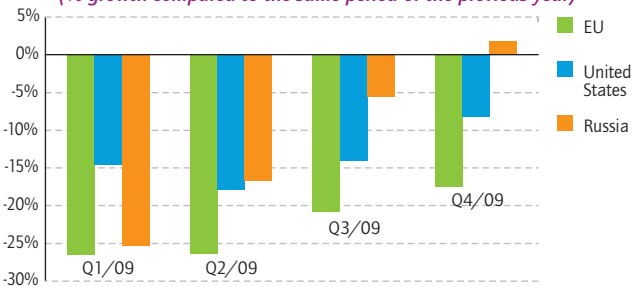


Sources: World GDP and trade (WTO); Air T-km (IATA), TEUs (Containerization International). GDP for the USA and EU (OECD), GDP for Russia (Rosstat), Rail T-km and Road T-km (ITF). Rail T-km coverage 95% (NLD not included, AUT, SWE 3 quarters). Road T-km coverage 70% (IRL, NLD, GBR not included. AUT, BEL, BGR, LUX, PRT, SVN 3 quarters. DEU 10 months).

Inland freight decline slowed in the third quarter 2009 but no recovery yet

ITF Quarterly Statistics show that the decline in rail freight came to an end in Q3 of 2009 in a number of countries. The fall in rail T-km slowed in the EU to 20% from over 25% in the first half of 2009. Similar patterns are observed for the United States and Russia. However, as the figures also show, recovery is still some way off. Overall rail freight figures remain at depressed levels compared to their pre-crisis levels. A similar pattern is emerging for road freight although comprehensive statistics are not yet available. More detailed analysis, based on seasonally adjusted data, is available at the ITF website.

Rail freight ton-km in the EU, Russian Federation and United States (% growth compared to the same period of the previous year)

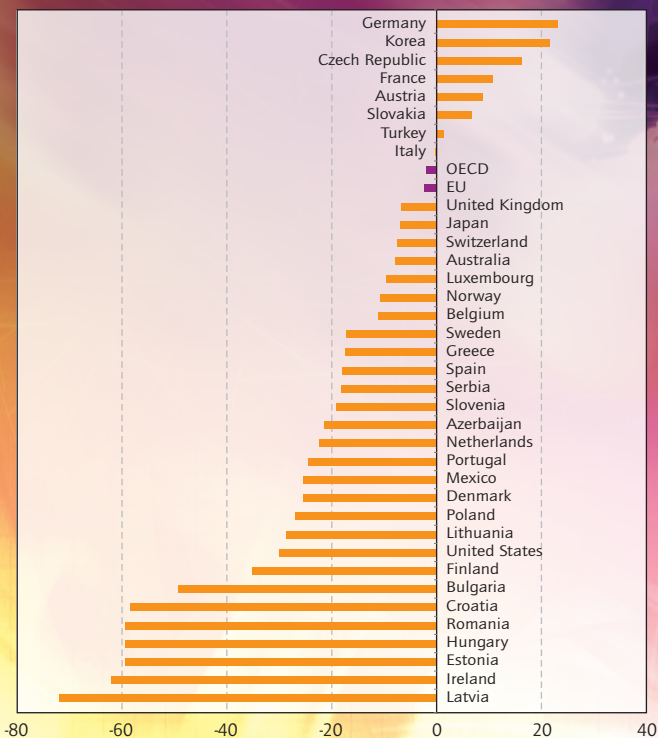


Source: ITF. Data for EU exclude Greece and Netherlands, data for Q4 also exclude Austria and Sweden.

Automobile industry hit hard – some governments introduced support for car purchase

The economic crisis resulted in many households postponing purchases of durables like cars, creating serious difficulties for manufacturers. New vehicle registrations fell in the OECD and EU countries by more than 2% on average in 2009. But there were major differences between countries. Several governments included support for car purchase in their economic stimulus packages, including scrapping bonuses, subsidised credits and temporary financial assistance. While the scope and terms of these schemes varied significantly, a number of countries where these initiatives were put in place did see a rise in the number of new registrations, notably in Germany, Korea, the Czech Republic and France.

Registrations of new private cars in 2009 (% change)



Source: ITF, except for the United States, source Ward's Automotive Group, includes all vehicles. For Bulgaria, Italy and Slovakia, source ACEA.

Data contact:

mario.barreto@oecd.org - tel: +33 (0)1 45 24 97 22



[www.internationaltransportforum.org/
statistics/shortterm](http://www.internationaltransportforum.org/statistics/shortterm)